



# **ESF Survey on Peer Review Practices**

## **A summary report**

*MO Forum Peer Review meeting Sept. 2010*

**Katharina Fuchs-Bodde**



**A big  
*THANK YOU*  
to all survey  
participants!**

# Overview

- |    |  |
|----|--|
| 1. | <b>Survey development and implementation</b> |
| 2. | <b>Reports – document types and breadth</b>  |
| 3. | <b>Participating organisations</b>           |
| 4. | <b>Selected results</b>                      |
| 5. | <b>Further procedure</b>                     |

# Survey development and implementation

<b>May 2009</b>	Decision on survey elements by MO Forum
<b>August – October 2009</b>	Drafting of survey by ESF office
<b>November 2009</b>	Agreement on present structure by MO Forum
<b>January – March 2010</b>	Set up of online survey by ESF office
<b>April 2010</b>	Pilot
<b>14 May - 07 July 2010</b>	Survey
<b>July – August 2010</b>	Writing of report by ESF office

## Reports – document types and breadth

Type of document	Number of included items
<b>Current presentation</b>	20
<b>Summary report</b>	203
<b>Charts</b>	227
<b>Result tabulations = survey items</b>	274

## Invited organisations

Europe	83 ESF/EUROHORCS member organisations
	5 European/supranational organisations
	4 Charities
Africa	1 Research funding organisation
Asia	3 Research funding organisations
Australia	1 Research funding organisation
North-America	4 Research funding organisations
<b>Total</b>	<b>101 organisations</b>

# Participants - Overview



**Total: 30 participating organisations**

# Participants – Organisation category

	Total in %
Research Funding Organisation (RFO)	86,7
Research Performing Organisation (RPO)	6,7
Academy which is RFO or RPO (Academy+)	6,7
Academy as learned society (Academy)	0,0

**Base: All respondents (n=30); data in percent (single answers)**

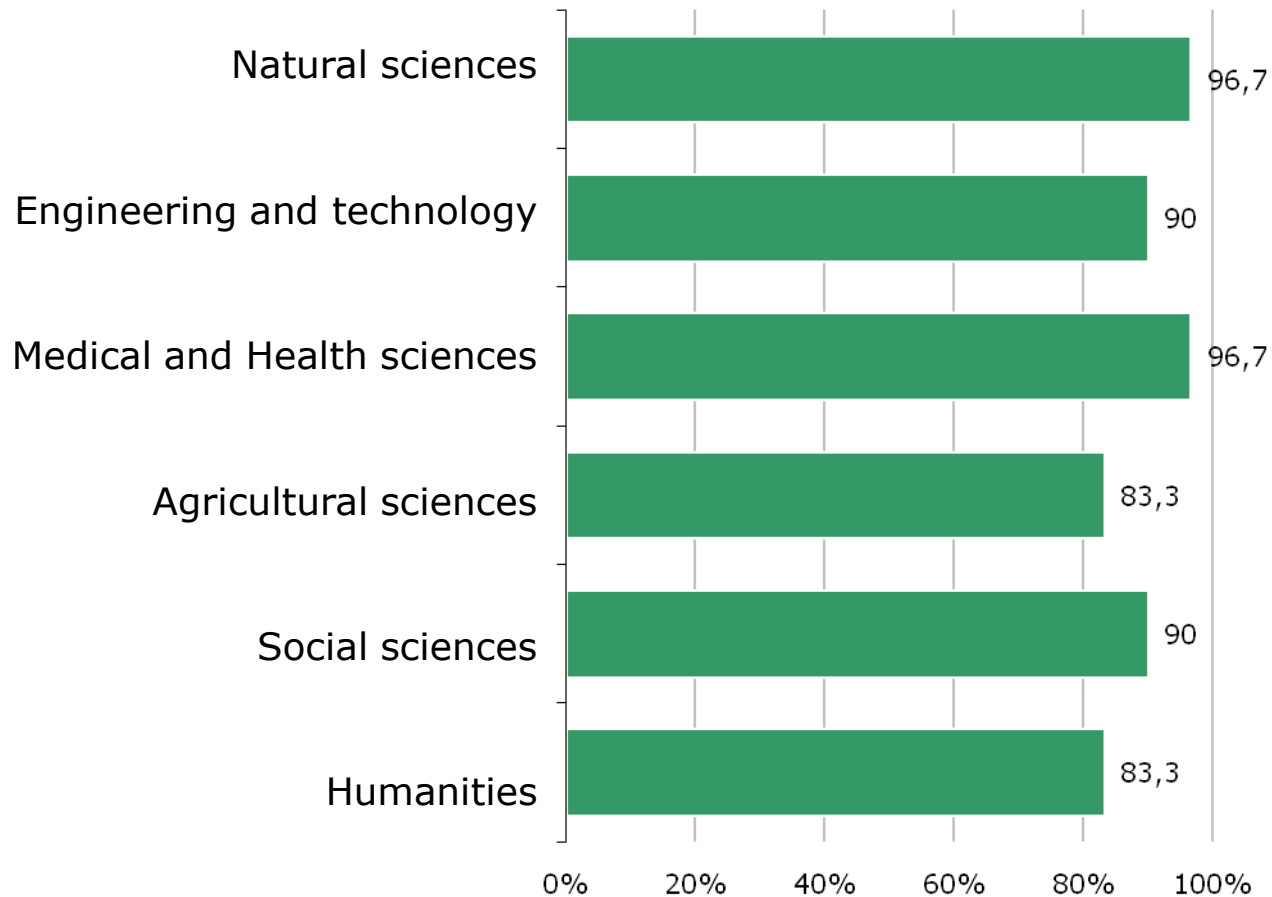


## Participants – Memberships status

	Total in %
ESF membership only	16,7
ESF and EUROHORCS membership	60,0
EUROHORCS but not ESF members	3,3
European Agencies	10,0
European Charities	6,7
Non-European Agencies	3,3

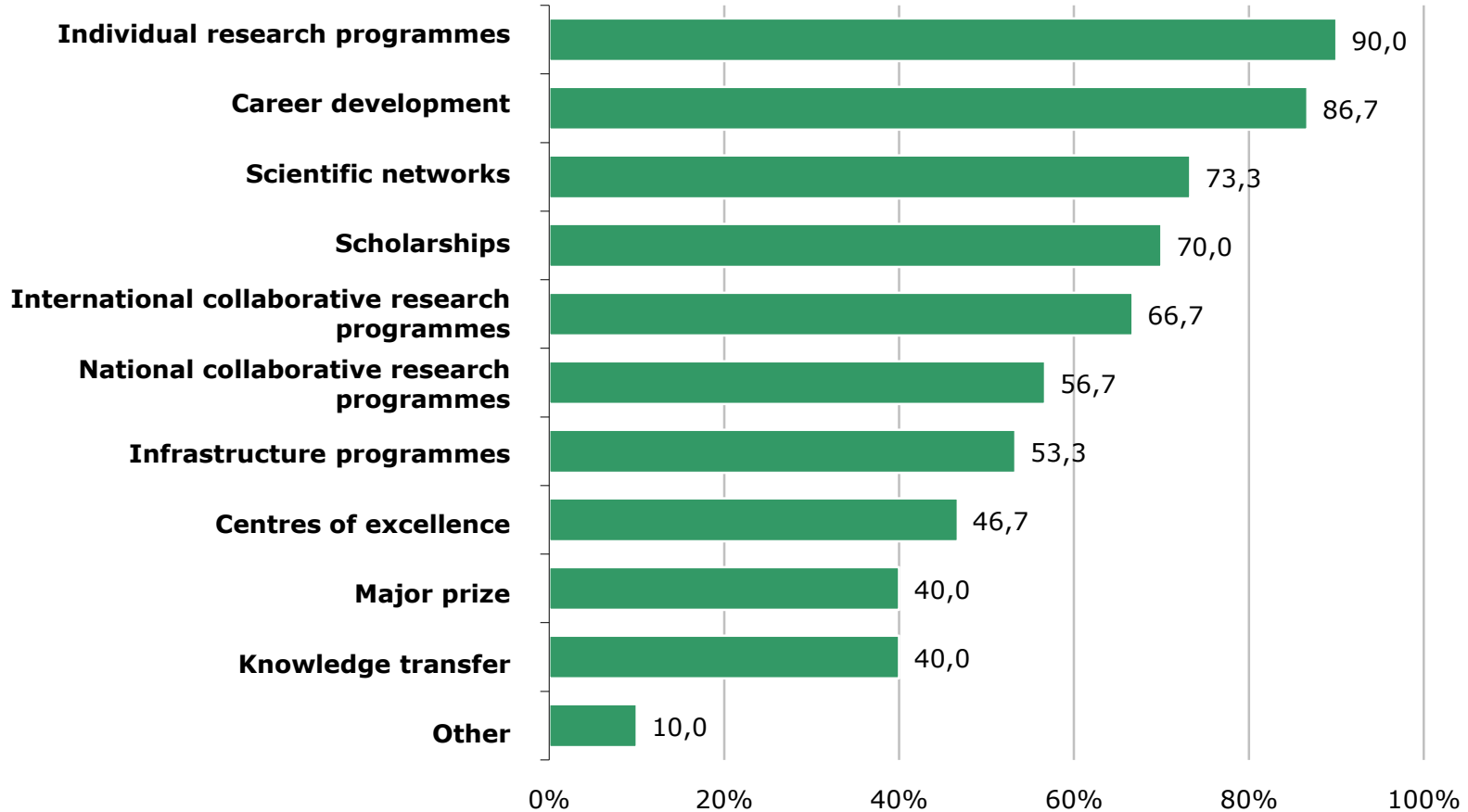
**Base: All respondents (n=30); data in percent (single answers)**

## Participants – Reserach fields



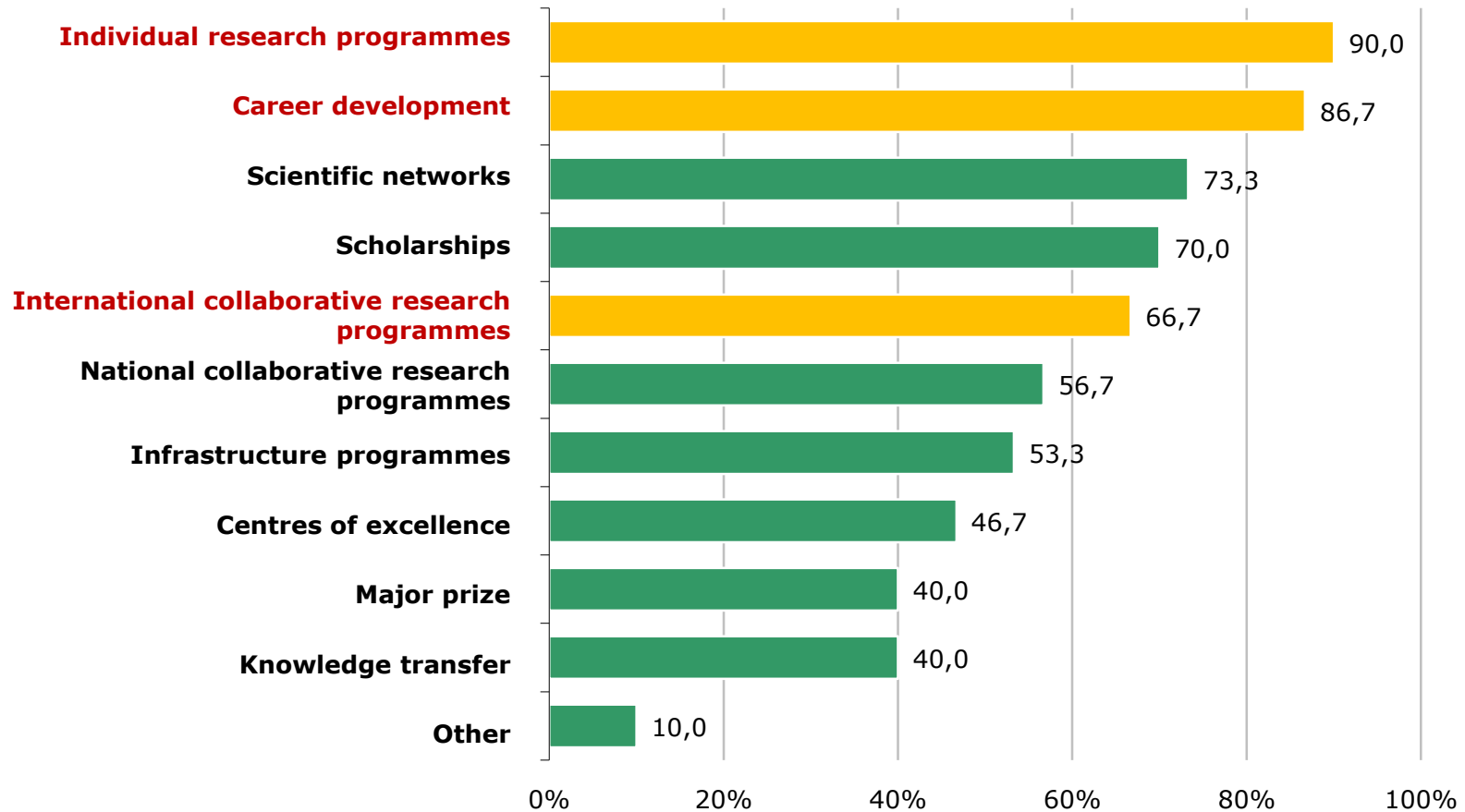
**Base: All respondents (n=30); data in percent (multiple answers)**

# Participants – Funding instruments



Base: All respondents (n=30); data in percent (multiple answers)

# Participants – Funding instruments



Base: All respondents (n=30); data in percent (multiple answers)

**Selected results –**

**General description of peer review systems**

# Research classification systems

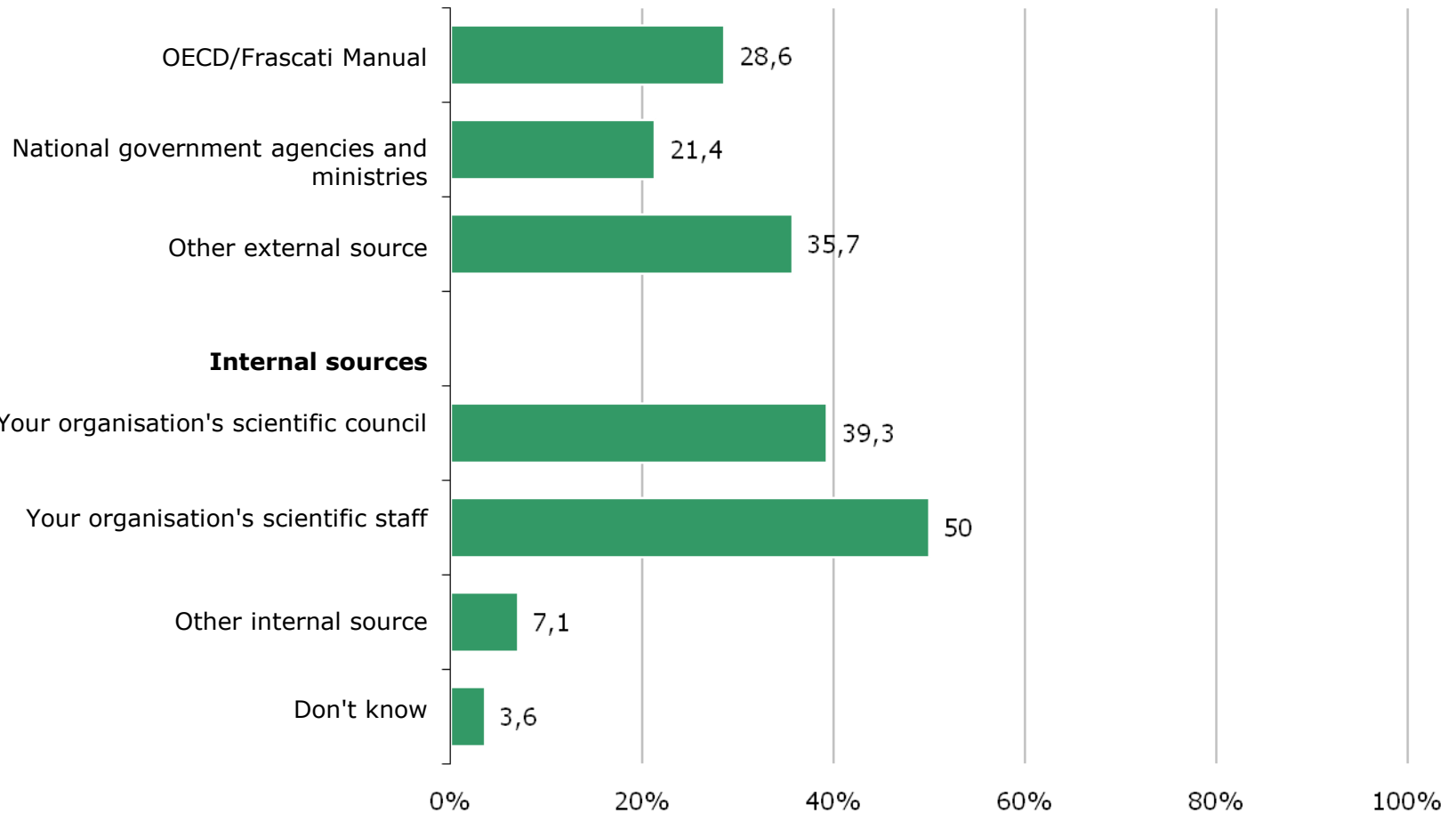
Does your organisation use a research classification system for the grouping of your proposals?

	Total in %
Yes, your organisation uses a one-level system	3,3
Yes, your organisation uses a multi-level system including fields, subfields, etc.	90,0
No, for the time being your organisation does not use any classification system	6,7

**Base: All respondents (n=30); data in percent (single answers)**

# Research classification systems

## External sources



**Base: Respondents that use a research classification system for the grouping of proposals (n=28); data in percent (multiple answers)**

## Reviewer fatigue

Has your organisation generally detected a decline in the reviewers' willingness to participate in peer review processes in the last years

	Total in %
Yes, we have noticed a sharp decline	0
Yes, we have noticed a moderate decline	40
Yes, we have noticed a minor decline	33,3
No, we have not noticed any decline	10
Don't know	16,7

**Base: All respondents ; n=30; data in percent (single answers)**



## Incentives - Usage

Does your organisation offer any kind of incentives to the reviewers contributing to your review processes?

	Total in %
Yes, to all the reviewers	46,7
Yes, to panel reviewers	26,7
Yes, to remote reviewers	0
No	10
Other	16,7

**Base: All respondents ; n=30; data in percent (single answers)**

## Incentives – influence on response rates

In general, does your organisation observe an influence on the positive response rate of the reviewers as a result of explicit incentives?

	Total in %
Yes, the positive response rate is significantly increased	33,3
Yes, the positive response rate is slightly increased	22,2
No, noticeable effects	25,9
Don't know	18,5

**Base: Respondents that offer any kind of incentives to reviewers ; n=27; data in percent (single answers)**

## **Selected results –**

# **Peer review procedures for three selected instruments**

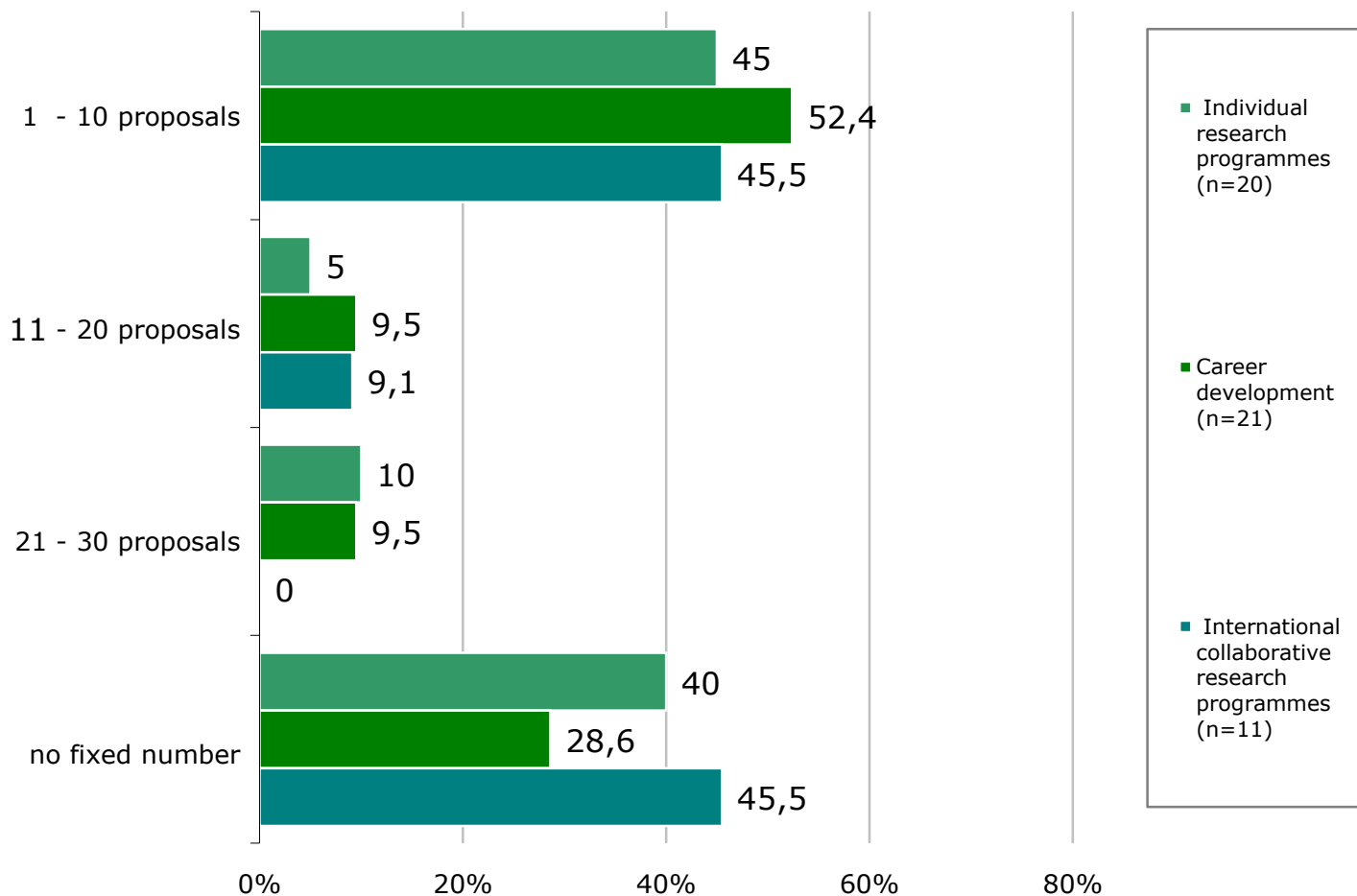
# Frequency of remote and panel review

	Individual research programmes		Career development		International collaborative research programmes	
	Absolute number	%	Absolute number	%	Absolute number	%
Remote and panel review	22	81,5	19	76	15	78,9
	n=27		n=25		n=19	

**Base: All respondents ; data in absolute numbers and in percent (multiple answers)**

## Remote review – proposals/reviewer

How many proposals is every remote reviewer responsible for on average per call in this instrument? Maximum:



**Base: Respondents whose procedure includes remote review and whose call is not a continuous call; data in percent (single answers)**

## Remote review

How much time is granted to the remote reviewers to complete their assessment on average for this instrument?

	Individual research programmes	Career development	International collaborative research programmes
1 – 15 days	24,0%	22,7%	17,6%
16 – 30 days	44,0%	50,0%	41,2%
31 – 60 days	8,0%	9,1%	5,9%
No fixed number	20,0%	13,6%	17,6%
Not applicable	4,0%	4,5%	17,6%
	n=25	n=22	n=17

**Base: Respondents whose procedure includes remote review ; data in percent (single answers)**

## Remote review - documentation

How do the remote reviewers document their reviews of the proposal for this instrument?

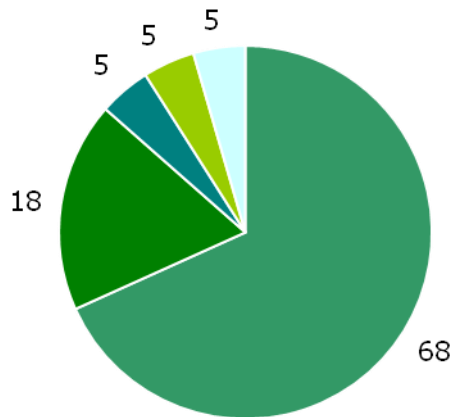
	Individual research programmes		Career development		International collaborative research programmes	
	Absolute number	%	Absolute number	%	Absolute number	%
By assigning scores	24	96,0	20	90,9	16	94,1
By providing comments	24	96,0	22	100,0	16	94,1
By ranking the proposals	2	8,0	0	0	1	5,9
	n=25		n=22		n=17	

**Base: Respondents whose procedure includes remote review ; data in absolute numbers and in percent (multiple answers)**

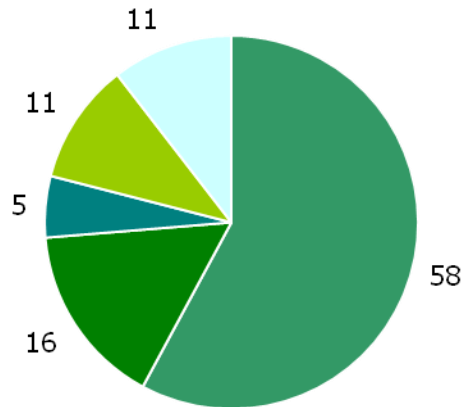
# Panel review – composition review panels

Please specify the composition of the review panel

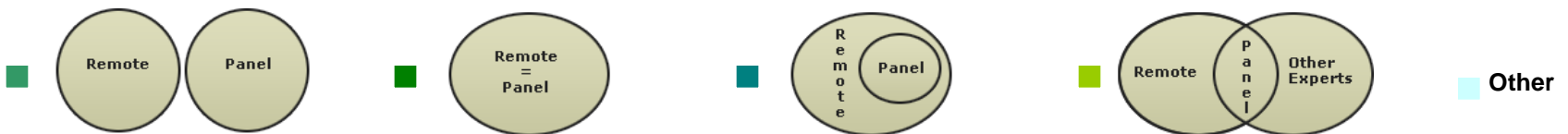
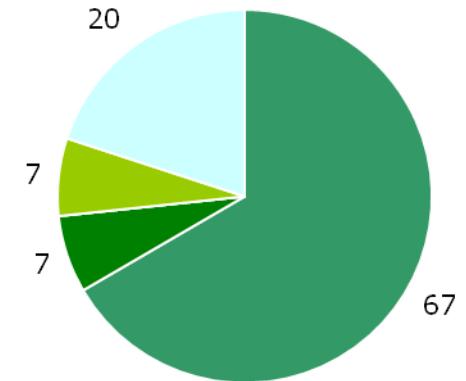
Individual research programmes (n=22)



Career development (n=19)



International collaborative research programmes (n=15)



Base: Respondents whose review procedure contains remote and panel review; data in percent (single answers)



## Further procedure

1.	<b>Submission of draft report 4.0 to GovCo</b>
2.	<b>Feedback from MO Forum on draft report</b>
3.	<b>Finalization report</b>
4.	<b>Publication</b>
5.	<b>Dissemination</b>