

NATIONAL AGENCY OF EVALUATION AND FORESIGHT ANEP

Victoria Ley

**Ministry of Science and Education
Spain**

1st Workshop of the ESF MOForum on Peer Review

10-11 March 2008

NWO, The Hague, Netherlands

www.mec.es/ciencia/anep

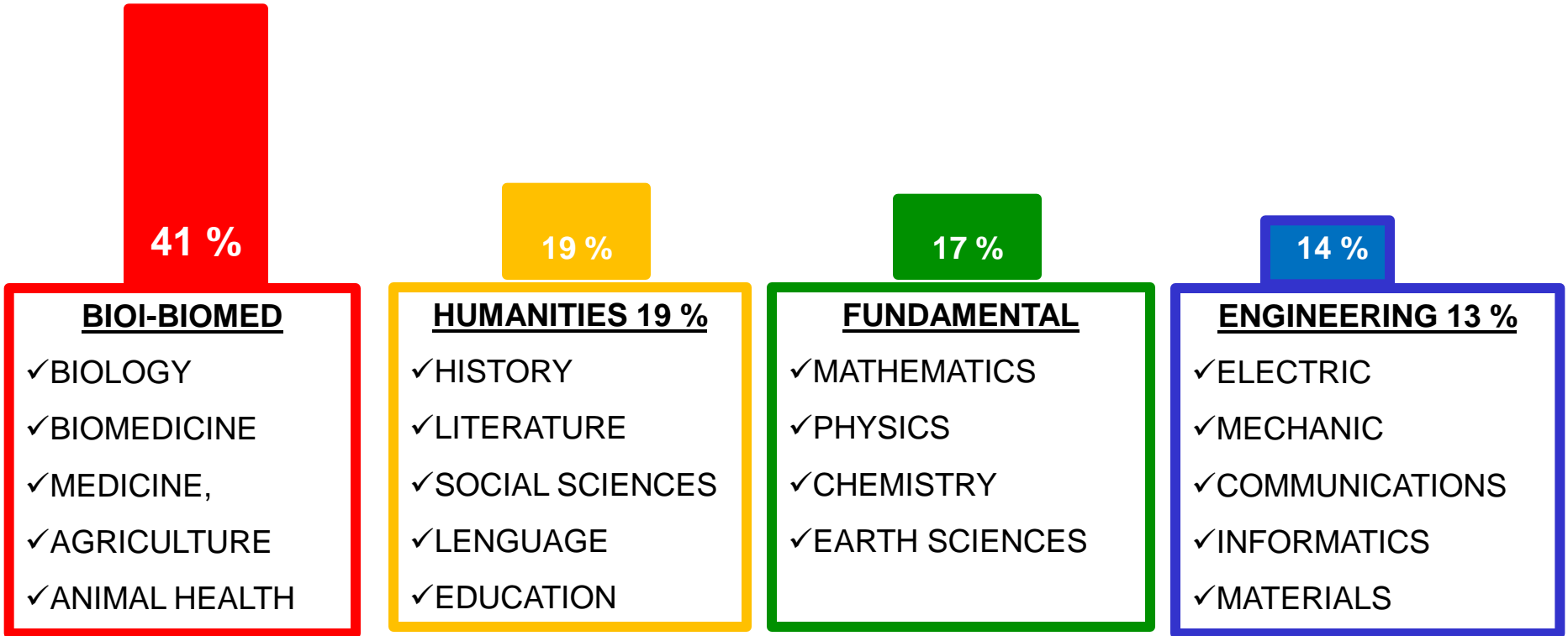
National Evaluation and Foresight Agency (ANEP)

Is an **independent** Institution for the evaluation of the **scientific and technique quality** of most RTD activities that require funding, both from **public and private calls** in Spain

- ✓ Evaluation of Projects (60%)
- ✓ Evaluation of Personnel (35%)
- ✓ Evaluation of Research Institutions and others (5%)
- ✓ Foresight studies

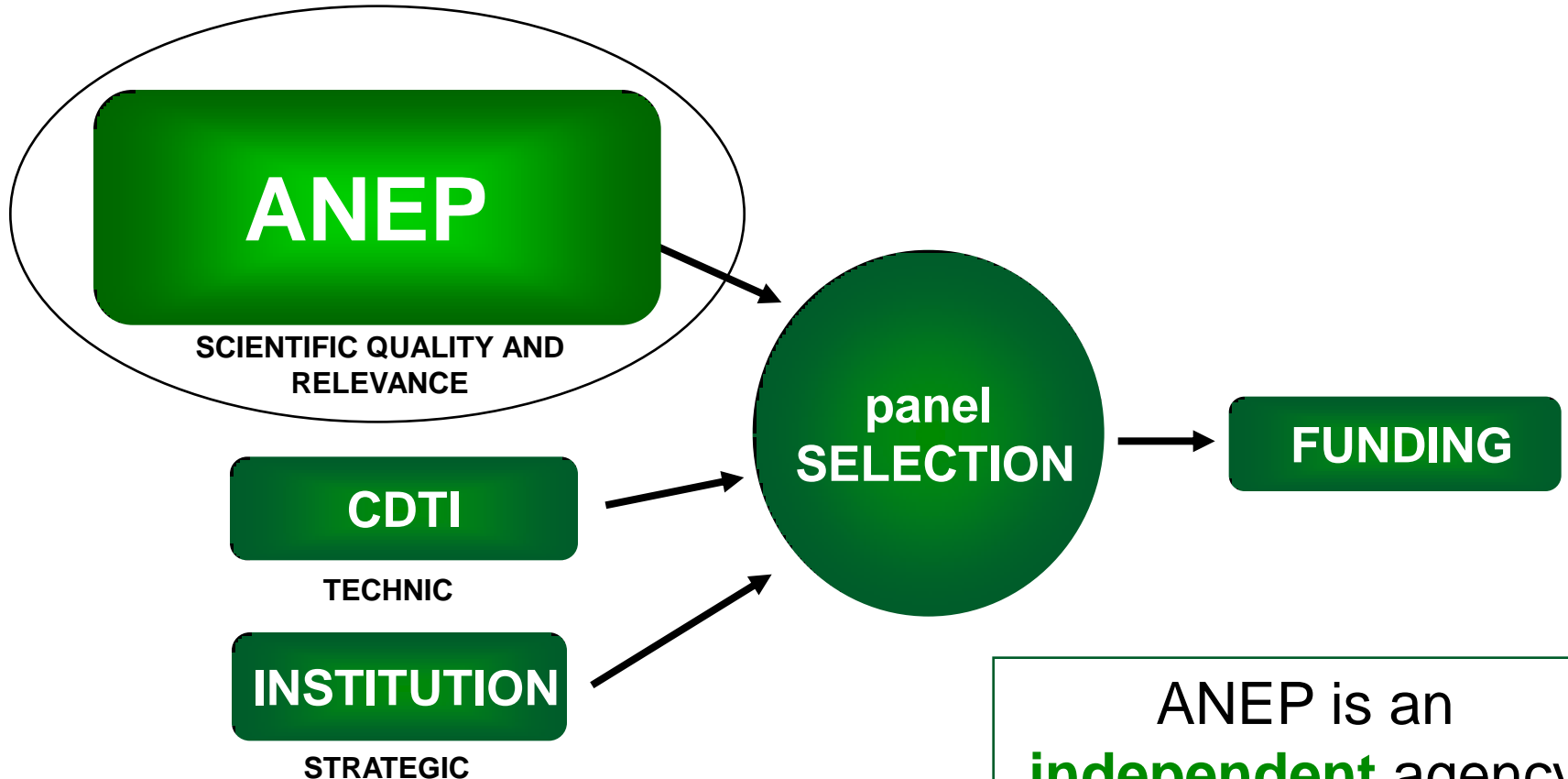
Total submissions in 2007: 23.174

FIELD DISTRIBUTION



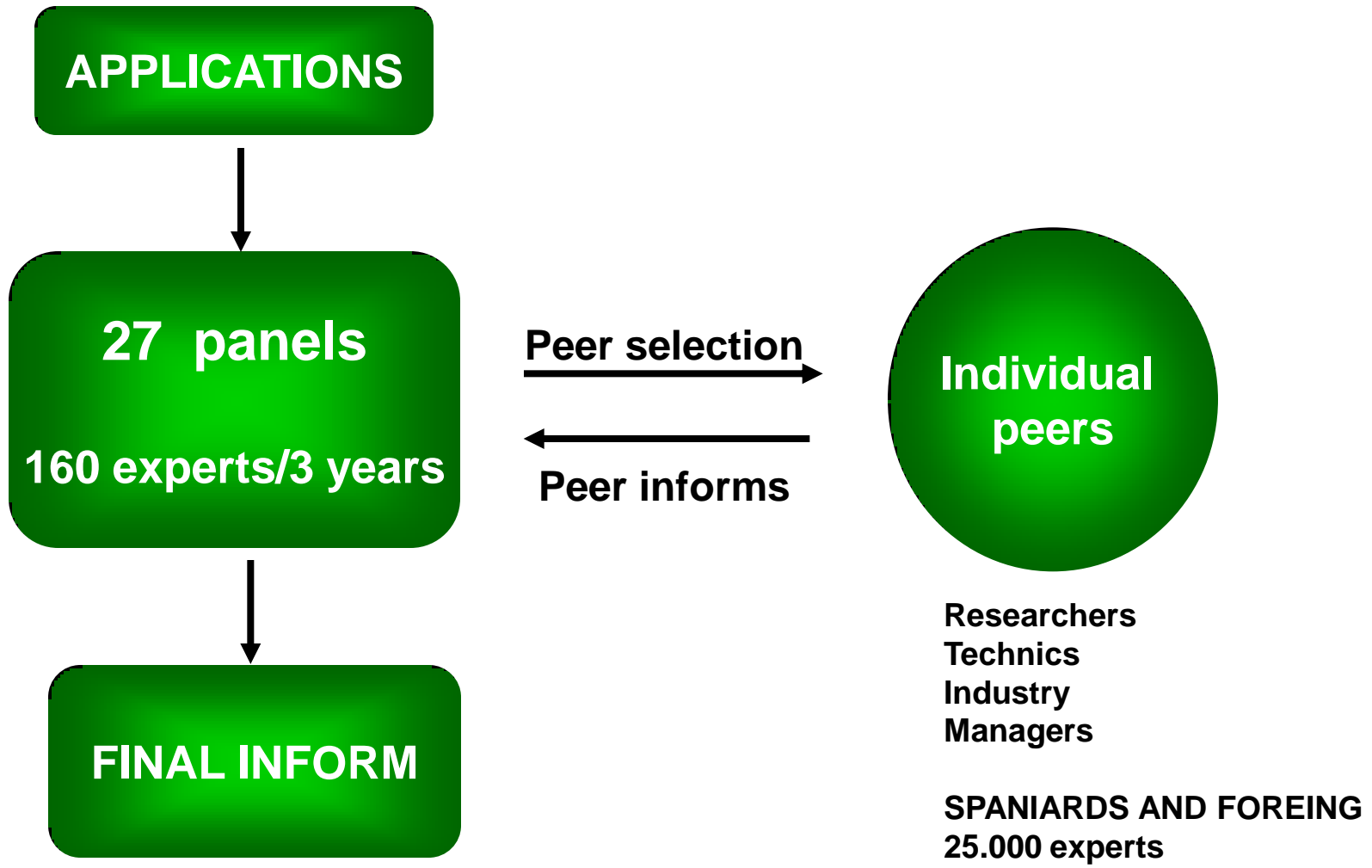
KNWOLEDGE TRANSFER: 11 %
 40 % ENGINEERING
 30 % BIO-BIOTECH-BIOMED
 20 % FUNDAMMENTAL
 10% OTHERS

EVALUATION AND SELECTION OF PROPOSALS



ANEP is an **independent** agency for evaluation (not funding)

PEER REVIEW IN ANEP



OBJECTIVES OF THE ASSESMENT CONTROL ANEP-ESF

- To determine the extent to which the evaluation of scientific projects and curricula vitae by the ANEP is consistent with international standards
- To know how Spanish applications would be evaluated in an international context and how they would be rated.
- To determine if the evaluators in these countries behave similarly to those of the ANEP
- To analyse and compare the scores given and the qualitative assessments made in ANEP's evaluations with those of foreign experts.

METHODOLOGY

- ✓ **35 foreign experts** proposed by the **ESF** (key words and field)
- ✓ **125** project applications and **160** applications for young investigators (Ramón y Cajal Programme), **grouped into 20 fields**.
- ✓ Experts were sent a letter explaining the principles and aims of the exercise and applications assigned to those who **agreed** to take part
- ✓ Each evaluator was sent between 4 and 8 projects and between 8 and 10 Ramón y Cajal applications in the same field (max 16).
- ✓ The allocation of projects was verified based on the evaluators' field of **specialisation and by the key words** provided.
- ✓ **Each group** of applications was evaluated by **two evaluators**
- ✓ **Comparative analysis of the results** of the evaluation by the ANEP and ESF, using the same evaluation forms.

RESULTS OF THE EXERCISE ANEP-ESF RESEARCH PROJECTS

Average values of ANEP and ESF expert's scores

Evaluation	Sample	Average	Std Dev.
Exp. ANEP	125	35,8	7,8
Final ANEP	125	35,9	6,9
Exp. ESF	125	37,9	7,6

Differences between the evaluations by ANEP and ESF experts

Disparities	Sample	Average	Std Dev.
ANEP (intra)	120	5,4	4,3
ESF (intra)	61	5,1	4,6
ESF - ANEP	125	4,8	3,5

- ✓ The **average values** of the ESF experts were **slightly higher** than the ANEP experts (maximum score 50 pts).
- ✓ The average values of the **discrepancies** at within the groups of ESF and ANEP experts **are very similar** and less than 10% of maximum score
- ✓ The average values of the **discrepancies between ANEP and ESF** are **less than 10% of total score**

RESULTS OF THE EXERCISE ANEP-ESF

Ramon y Cajal (young investigators)

Average values of ANEP and ESF expert's scores

Scores	Observ.	Average	Std dev.
ANEP	160	72	17,9
ESF	160	76,7	15

✓ The **average values** of the ESF experts were **slightly higher** than the ANEP experts (maximum score 100 pts).

Differences between the evaluations by ANEP and ESF experts

Disparities	Observ	Average	Std. Dev
ESF (intra)	93	10,7	9,6
ESF-ANEP	160	10,6	9,1

✓ The average values of the **discrepancies between ANEP and ESF** are **less than 10%** of total score and **similar** to those **between ESF experts**

CONCLUSIONS

- ✓ The overall analysis of the data shows patterns of behaviour which are **highly similar** between **national and ESF** experts
- ✓ ESF experts give **slightly higher scores** than those given by the ANEP
- ✓ Inter and intra **disparities** of the **same order**. However, **ranking is often different** than the one established by the ANEP panel

GENERAL OPINION FINDINGS

General perception the external experts have of some of the aspects of the evaluation process (answers to questionnaire)

Aspect assessed	Score (1-10)
Scientific Quality RyC application	7,8
Scientific Quality of the Group Leader	7,6
Scientific Quality of Projects	7,4
Project Evaluation Form	7,0
RyC Evaluation Form	6,9