

Materials Views

Editor: Sandra Kalveram (sk)
Contributors: M. Farrell (mf),
D. W. Flanagan (df), G. Kemeling (gk),
S. Ladden (sl), L. Wylie (lw),
S. Spiegel (sp), L. Stimson (ls)
E-mail: materialsviews@wiley-vch.de
www.materialsviews.com

Welcome to the First Edition of Materials Views!

Materials science is a vast field in which every day exciting breakthroughs are made. Materials Views is a new service which will help keep you updated on these new developments, by providing you with a selection of highlights selected by the editors of some of the top journals in the field. All areas of materials will be covered from the borders of chemistry and physics, to life sciences and engineering, and from basic research to applications.

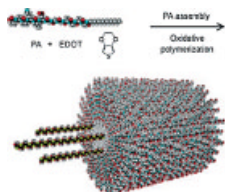
Materials Views will be very widely distributed, both in print and electronically – please visit www.materialsviews.com for a regularly updated version. The online version is of course freely accessible, it contains all news published in the print version and offers links to the articles to which the news articles refer.

We hope that you will enjoy the reading and would be happy to receive your comments and suggestions.

Dr. Sandra Kalveram
Editor

Conducting Polymers Inside Nanostructures

Many new platforms in bionanotechnology require materials capable of transforming biological events into measurable responses; for example, DNA hybridization and the binding of viruses and proteins are particularly important for sensing applications. Previous detection methods have involved modifying metal or semiconductor surfaces with a ligand or receptor chosen for a particular recognition event. Now, in a new study, Stupp et al. have created conducting polymers within bioactive aqueous gel matrices formed by peptide amphiphiles. The hydrophobic lipid environment that forms as these



molecules self-assemble into cylindrical nanostructures provides a reservoir for the uptake of a hydrophobic monomer. These conductive, bioactive gels are important materials in the transduction of biological signals at the nanoscale and could be useful in processes requiring electrical stimuli that can be controlled externally. "Peptide amphiphile nanofibers are very effective as matrices for cell signaling," said Stupp. "Their integration with conducting polymers will offer possibilities to electrically stimulate cells or electrically sense biological events in vivo"./sl

S. I. Stupp et al., *Small* **2007**, 3, 2024

Nanoscale Surface Patterning: Bottom Up Meets Top Down

Bottom-up self-assembly of block copolymers and top-down photolithography are valuable processes for the fabrication and manipulation of nanostructured surfaces in their own right. In a recent paper, Hawker and co-workers have demonstrated that the power of combining these techniques for the preparation of novel substrates with specific surface properties. A photolithographic mask is used to selectively irradiate, and subsequently cross-link, a random copolymer film. The variation in the surface interactions between non-irradiated and irradiated regions leads to different differences in orientation and morphology of diblock copolymer microdomains deposited on the surface, resulting in controlled surface patterning on the nanoscale./ls

Adv. Mater. C. J. Hawker et al., DOI: 10.1002/adma.200701866

In Brief

Fire in the Hole

A mechanical hole-burning spectroscopy technique is used to investigate the order–disorder transition temperature of a triblock copolymer./sl

X. Shi et al., *J. Polym. Sci., Part B: Polym. Phys.* **2007**, 45, 3277

In the Spotlight

A solvent-free DSC in combination with a low-viscosity binary ionic liquid is used to achieve a photon-to-electricity conversion efficiency of 7.6% under illumination in full sunlight. /sl

M. Grätzel et al., *Small* **2007**, 3, 2094

Giant Functional Fibers

Solvent-vapor annealing can be used to induce self-assembly of millimeter-long crystalline fibers that display remarkable mass transport properties./lw

P. Samori et al., *Adv. Funct. Mater.* **2007**, 17, 3791

Polymer Implants

Biodegradable polymer implants for application a tumor sites are made from cylindrical polymers loaded with tamoxifen citrate and characterized in vivo./sl

J. G. Hiremath et al., *J. Appl. Polym. Sci.* **2007**, 107, 2745


Polymerized Dimethacrylates

Homogenous networks are formed by RAFT polymerization of dimethacrylates. The network structure is attributed to slow chain growth, which allows the chains to relax and minimizes intramolecular reactions and formation of microgels./sl

Q. Yu et al., *Macromol. Chem. Phys.*, DOI: 10.1002/macp.200700464



Polymer International – IUPAC Award 2008 for Creativity in Applied Polymer Science or Polymer Technology



Call for Nominations!



Recognize the achievements of your colleagues
by nominating them for this award.

Your nominee could win \$US 5,000!

The Executive Editors of **Polymer International** and the **IUPAC Polymer Division** are proud to establish an award for creativity in applied polymer science or polymer technology. This new award celebrates the achievements of young researchers in the polymer community.

The award will be presented at the **IUPAC World Polymer Congress – MACRO 2008**, 29 June - 4 July 2008, in Taipei, Taiwan. The winner will be awarded **US\$ 5,000** plus travel and hotel accommodation expenses to attend MACRO 2008, where he/she will present a plenary-type lecture.

Please send your nominations by email to **Samantha Swann: sswann@wiley.co.uk** before 15th March 2008.

The winner will be selected by the Scientific Committee, representing Polymer International and the IUPAC Polymer Division by 15th March 2008.

Nominees must be aged under 40 years on 31st December 2008, and must be available to present a plenary-type lecture at MACRO 2008.

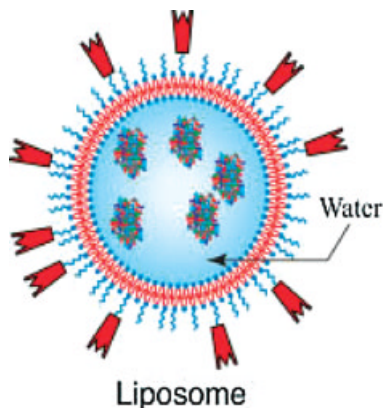
Please include the following information in your nomination:

- ▶ Your name and address
- ▶ Full name and date of birth of nominee
- ▶ Business address of nominee
- ▶ Nominee's academic background and education (college or university, location, major field, degree, year awarded)
- ▶ Nominee's academic honours
- ▶ Nominee's employment history (position, organisation, duties, dates)
- ▶ Nominee's publications, patents, unpublished reports, papers presented at meetings (please include a list of those you deem pertinent)
- ▶ Nominee's Honours and awards
- ▶ Scientific achievements for which the candidate is nominated for this award

For further details please go to: www.interscience.wiley.com/polymerinternational clicking on 'News'

Power to the Proteins

New strategies for curing diseases not only require safe and efficient drugs, but also an evaluation of how these drugs can be best administered to patients. Protein therapeutics have the advantage of being very specific, but denaturation and high molecular masses are two examples of factors that need to be considered in their delivery.

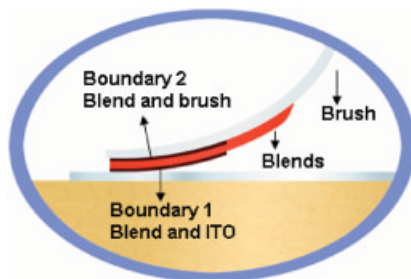


In his Highlight article, Roberto Solaro describes research on a variety of nanometer-scale carriers for the targeted delivery of proteins to cells. The described carriers range from liposomes and nanoparticles to virosomes and fusion proteins. At this moment, the different carrier strategies are still not optimal, which may perhaps be due to them being adapted versions of carriers for low-molecular-mass drugs. The development of carriers specifically focused on the delivery of proteins would bring considerable advances to this important field./gk

R. Solaro, *J. Polym. Sci., Part A: Polym. Chem.*, **2008**, *46*, 1.

Photovoltaic Brushstrokes

As reserves of fossil fuels diminish and environmental issues continue to occupy an increasingly significant position on the political agenda, renewable energy resources become more and more important. Solar power is a clean, sustainable source of energy that is already being harnessed to meet domestic and commercial needs. However, the production of efficient photovoltaic cells is still a relatively complex, expensive, and



time-consuming process. Recently, Kim et al. reported the development of a simplified fabrication technique that allows thin films of polymeric solar-cell materials to be deposited by simple brush painting. This method allows non-flat surfaces to be coated with flexible solar cells, unleashing the possibility of deposition in a wide range of situations, for example, on roof tiles, fencing, and other existing structures, further reducing the environmental impact of solar energy solutions./ls

Adv. Mater. D.-Y. Kim et al., DOI: 10.1002/adma.200702040

Molecular Resists for Next Generation Lithography

Lithography at the nanometer scale is of increasing importance for the fabrication of semiconductor devices. Among the various lithographic techniques, electron-beam (EB) lithography and extreme ultraviolet (EUV) lithography are promising candidates for the next generation lithography.

Conventionally, the polarity change of positive tone resists is performed by deprotection reactions, with the disadvantage that outgassing occurs from the protecting groups under exposure conditions. H. Mori et al. recently presented a novel positive-tone molecular resist for EB lithography in *Macromolecular Rapid Communications*. This resist material contains an oxabenzonorbornadiene moiety as a reactive functional group which can be easily converted to the alkaline soluble β -naphthol. This new scheme, in which the polarity change is done by isomerization instead of deprotection, is a promising concept for EB and EUV positive tone resists, as it is expected that outgassing will be avoided./sk

H. Mori et al., *Macromol. Rapid Commun.*, DOI: 10.1002/marc.200700604

Highly Read Articles

Shape-Controlled Synthesis of Metal Nanostructures: The Case of Palladium

Y. Xia et al.
Adv. Mater. **2007**, *19*, 3385

Tunable Synthesis of Various Wurtzite ZnS Architectural Structures and Their Photocatalytic Properties

Y. Qian et al.
Adv. Funct. Mater. **2007**, *17*, 2728

Direct Low-Temperature Synthesis of Rutile Nanostructures in Ionic Liquids

B. M. Smarsly et al.
Small **2007**, *3*, 1753

Synthesis of polymeric core-shell particles using surface-initiated living free-radical polymerization

K. R. Carter et al.
J. Polym. Sci., Part A: Polym. Chem. **2007**, *45*, 1575

Preparation of a superhydrophobic rough surface

S. Michielsen et al.
J. Polym. Sci., Part B: Polym. Phys. **2007**, *45*, 253

Functionalized Poly(benzimidazole)s as Membrane Materials for Fuel Cells

K. Müllen et al.
Macromol. Chem. Phys. **2007**, *208*, 2258

Effect of the Molecular Weight of Poly(3-hexylthiophene) on the Morphology and Performance of Polymer Bulk Heterojunction Solar Cells

A. J. Heeger et al.
Macromol. Rapid Commun. **2007**, *28*, 1776

Epoxy-Based Fibre Reinforced Nanocomposites

J. Njuguna et al.
Adv. Eng. Mater. **2007**, *9*, 835

Preparation and characterization of poly(vinyl chloride)-graft-acrylic acid membrane by electron beam

Y.-Y. Xu et al.
J. Appl. Polym. Sci. **2007**, *105*, 291


A Simplified Model for Prediction of Molecular Weight Distributions in Ethylene-Hexene Copolymerization Using Ziegler-Natta Catalysts

K. B. McAuley et al.
Macromol. Reaction Eng. **2007**, *1*, 523

Processing and physical properties of native grass-reinforced biocomposites

L. T. Drzal et al.
Polym. Eng. Sci. **2007**, *47*, 969

Toward Next Generation Materials



4 Volume Reference Work

Volume 1: Synthetic Techniques

Volume 2: Elements of Macromolecular Structural Control

Volume 3: Structure-Properties Correlations Using Modern Characterization Techniques

Volume 4: Application

2007 | 2983 pages | 2500 figures
Hardcover | ISBN 978-3-537-31446-1
€ 599,- | £ 350.- | US\$ 675.-

Features & Benefits

- Presents a unified view of polymer based systems from synthesis through properties to applications
- Written by more than **150 leading experts in polymer science and engineering** from academia and industry
- Covers the entire field of **well-defined macromolecules**
- Contains **the latest, vital knowledge** for synthesis and engineering of **tailor-made polymers**



Edited by:

Krzysztof Matyjaszewski
*Carnegie Mellon University,
Pittsburgh, USA*



Yves Gnanou
*Centre National de Recherche
Scientifique and Université de
Bordeaux, Pessac, France*



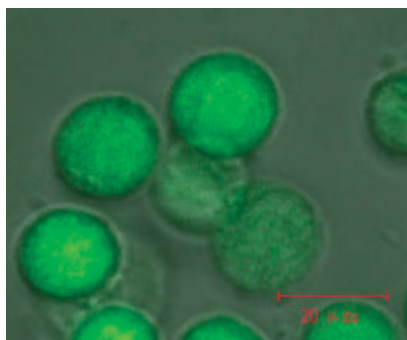
Ludwik Leibler
*Centre National de Recherche
Scientifique and Ecole Supérieur
de Physique et Chimie Industrielles,
Paris, France*

Energy Storage Devices

Significant research effort at present is devoted to the development of safe, environmentally friendly lithium-ion batteries for use in consumer electronic devices. In this contribution Xia and Luo present an aqueous lithium-ion battery that consists of a LiMn_2O_4 cathode, a carbon-coated $\text{LiTi}_2(\text{PO}_4)_3$ anode, and a Li_2SO_4 electrolyte. The cell exhibits excellent reversibility and delivers a capacity of 40 mA h g^{-1} and a specific energy of 60 W h kg^{-1} based on the total weight of the active electrode materials. This performance can compete with Ni–Cd and Pb–acid batteries that are already widely used in numerous technical applications. The assembly also exhibits excellent cycling performance with a capacity loss of only about 20% over 200 charge/discharge cycles. The significantly enhanced cycling stability of carbon-coated $\text{LiTi}_2(\text{PO}_4)_3$ in comparison to bare $\text{LiTi}_2(\text{PO}_4)_3$ is attributed to improved conductivity, facilitated by the nanometer-thick carbon layer./mf
Y.-Y. Xia *et al.*, *Adv. Funct. Mater.* **2007**, *17*, 3877.

Antiviral Polymer-Drug Conjugates

Aciclovir is a popular antiviral drug used in the treatment of herpes and shingles. However, it suffers from low oral bioavailability due to its low water solubility, and its elimination half-life is only 2–3 hours in adults. Xian-Fu Lin and colleagues at Zhejiang University in Hangzhou, China have addressed these problems by attaching the aciclovir drug molecule to a polymer backbone via a degradable linker. The polymer backbone is functionalized with galactose to specifically target liver cells, potentially




reducing side effects, while the linker provides more constant release over a longer time. A similar approach could be used to create other tailored multifunctional polymer–drug conjugates./df

X.-F. Lin *et al.*, *J. Polym. Sci., Part A: Polym. Chem.* **2008**, *46*, 117.

Colloid Particles

Thiol-stabilized gold nanoparticles have potential applications in many fields. These nanoparticles can be prepared via the use of polymers that have dithioester end groups, which can easily be converted to thiol groups with the use of a reductant. In their latest work, Zhao *et al.* have grafted hydrophobic polystyrene and hydrophilic PEGMA polymer brushes onto the surface of gold nanoparticles via the interaction of thiol groups with the nanoparticles. These gold nanoparticles are found to stabilize oil droplets in water; the nanoparticles collect at the oil–water interface, reducing the size of the oil droplets.



When styrene oil droplets are polymerized, polystyrene colloid particles with gold nanoparticles on the surface are obtained. “These nanoparticles may find important applications in protein separation and catalysis of chemical reactions”, said Zhao. “They could also be used to prepare polymer colloid particles via Pickering suspension polymerization”./sl

H. Zhao *et al.*, *Macromol. Rapid Commun.*, DOI: 10.1002/marc.200700610

In Brief

Hierarchical Self-Assembly

High-resolution scanning tunneling microscopy imaging and manipulation is used to investigate the adsorption of thymine molecules at various coverages on a Au(III) surface. /mf

F. Besenbacher *et al.*, *Small* **2007**, *3*, 2011

Blue Polymers

Fluorine substituents are used to protect the carbazole repeat units in linked main-chain polymers, resulting in blue-light-emitting materials with enhanced electrolytic stability./sl

A. Iraqi *et al.*, *Polym. Adv. Technol.* **2007**, DOI: 10.1002/pat.1010

Nano-Explosions of Polymer Nanoparticles

A new mechanism for the sudden release of embedded substances by the disruption of polymer nanoparticles (induced by nitrogen gas overpressure inside the particles) is demonstrated./ssp

K. Landfester *et al.*, *Macromol. Mater. Eng.*, **2007**, *292*, 1237

Permeability of Deformed Woven Fabrics

The permeability of sheared fabrics is characterized by measuring the components of the in-plane permeability tensor. Permeability is affected by the reduction of the sheared fiber volume fraction as well as changes in the geometry of the fabric structure./sl

F. Trochu *et al.*, *Polym. Compos.* **2007**, *28*, 797

Unique ZnO Structures

A new low-temperature, polyvinylpyrrolidone-based method is used to selectively synthesize high-purity ZnO structures with up to fifteen different shapes and tunable bandgaps and morphologies./sl



J. Zhang *et al.*, *Adv. Funct. Mater.* **2007**, *17*, 3897

Polymerization Kinetics Inside Submicron Particles

Controlled/living radical systems with an extremely short active period are investigated theoretically, resulting in the concept of an acceleration window of the polymerization rate./ssp

H. Tobita, *Macromol. Theory Simul.* **2007**, *16*, 810

Solar Cells



Sustainable sources of energy

are a hot topic in the 21st century. The most cited papers about solar cells were published in

the **top-quality journals** *Advanced Functional Materials* and *Advanced Materials*

– your renewable resources for solar cells research!

See the latest articles on solar cells and photovoltaics

<http://solarcells.advmat.de>

Subscribe now!

For subscription details or to order a sample copy please contact Wiley Customer Service:

cs-journals@wiley.com (North and South America)
service@wiley-vch.de (Germany/Austria/Switzerland)
cs-journals@wiley.co.uk (All other areas)

 WILEY

 WILEY-VCH

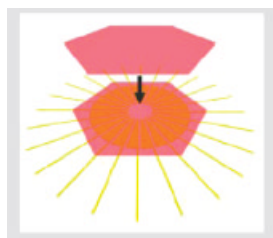
Metallopolyyenes in Plastic Solar Cells

Increasing demand for inexpensive renewable sources of energy has driven interest in the development of low-cost, lightweight photovoltaic devices. One way of achieving this aim is to substitute expensive inorganic components with organic materials, which are cheaper and offer easier fabrication of the elements used in devices. Platinum metallopolyyenes, which are strongly absorbing, are good electron donor materials for such devices, and by blending them with methanofullerene as an electron acceptor, devices with power conversion efficiencies of over 4%. In this article, Wai-Yeung Wong gives an overview of the recent research towards achieving these remarkable results./lw

W.-Y. Wong, *Macromol. Chem. Phys.*, DOI: 10.1002/macp.200700563

Charge Transport

Organic molecular crystals, particularly single crystals, are invaluable tools in probing the electronic properties of organic materials and measuring intermolecular proximity and orientation within a specific crystal structure. Now, in a new technique, Bao and Reese have combined a single-crystal field-effect transistor and a unique device structure to obtain high-resolution measurements of the electronic properties of single-crystal semiconductors. The structure allows a molecular crystal to be "stuck" to an inert poly(dimethylsiloxane) dielectric interface and characterized without moving the crystal. A circular array of electrodes incorporating two unique devices at each angular orientation




tation gives 360-degree probing and nearly arbitrary angular resolution. Also, the size of the device is determined only by the lithographic tool used and is thus not limited to large or

rigid crystals. "This is an important step towards our long-term goal of rational design of organic semiconductors", said Professor Bao, and she is confident that this versatile technique will allow the proximity and orientation of solid-state molecules to be compared to experimentally observed properties./sl

Z. Bao *et al.*, *Adv. Mater.*, DOI: 10.1002/adma.200701139

Engineering Biomaterials

Materials scientists and engineers are facing more and more situations where materials are confronted with challenging biological environments. Therefore a recent issue of *Advanced Engineering Materials*, guest-edited by Klaus D. Jandt and Kaiyang Cai, has been devoted to the rapidly growing field of Biomaterials, with the main focus on bone replacement materials.



The articles compiled in this issue give an overview about the recent developments the fields of surface engineering of biomaterials, tissue engineering and the development of new biomaterials based on natural polymers and ceramics. Furthermore, topics such as biomaterials in contact with blood and drug delivery are also covered.

In 2008 a regular section on "Advanced Biomaterials" is planned for publication in *AEM* (four times per year)./sk

Adv. Eng. Mater. **2007**, issue 12.

Materials Bestsellers

K. Matyjaszewski, Y. Gnanou, I. Leibler (Hrsg.)

Macromolecular Engineering

Precise Synthesis, Materials Properties, Applications
ISBN: 978-3-527-31446-1

C. S. S. R. Kumar (Hrsg.)

Nanotechnologies for the Life Sciences

10 Volume Set
ISBN: 978-3-527-31301-3

C. S. S. R. Kumar (Hrsg.)

Nanomaterials for Cancer Therapy

ISBN: 978-3-527-31386-0

T. G. Brown, K. Creath, H. Kogelnik, M. A. Kriss, J. Schmit, M. J. Weber, Marvin J. (Hrsg.)

The Optics Encyclopedia

Basic Foundations and Practical Applications. 5 Volumes
ISBN: 978-3-527-40320-2

Y. Champion, H.-J. Fecht (Hrsg.)

Nano-Architected and Nanostructured Materials

Fabrication, Control and Properties
ISBN: 978-3-527-31008-1

W. Göpel, J. W. Gardner, J. Hesse (Hrsg.)

Sensors Applications

5 Volumes
ISBN: 978-3-527-29565-4

W. D. Callister

Materials Science and Engineering

An Introduction
ISBN: 978-0-471-73696-7

H. Kronmüller, S. Parkin (Hrsg.)

Handbook of Magnetism and Advanced Magnetic Materials

ISBN: 978-0-470-02217-7

P. Capper, M. Mauk (Hrsg.)

Liquid Phase Epitaxy of Electronic, Optical and Optoelectronic Materials

ISBN: 978-0-470-85290-3

K. U. Kainer (Hrsg.)

Metal Matrix Composites

Custom-made Materials for Automotive and Aerospace Engineering
ISBN: 978-3-527-31360-0

J. C. Lippold, D. J. Kotecki

Welding Metallurgy and Weldability of Stainless Steels

ISBN: 978-0-471-47379-4

Discover the new all-inclusive reference covering the rapidly growing areas of biosensors and biochips

HANDBOOK OF BIOSENSORS AND BIOCHIPS

EDITED BY:

ROBERT S. MARKS

Department of Biotechnology Engineering, Ben-Gurion University of the Negev, Israel

DAVID C. CULLEN

Cranfield Health, Cranfield University, UK

ISAO KARUBE

Tokyo University of Technology, Japan

CHRISTOPHER R. LOWE

Institute of Biotechnology, University of Cambridge, UK

HOWARD H. WEETALL

U.S. Environmental Protection Agency, USA

The development of biosensors technologies started in the 1980's and now has applications in a number of core research areas within biomolecular and bioanalytical sciences. Their success is demonstrated by their application in a growing number of interdisciplinary fields such as the diagnostics of diabetes, the monitoring of Nitrous gases in the atmosphere, and many more... With contributions from world-famous experts in the field, the *Handbook of Biosensors and Biochips* provides an essential reference, underpinning many of the applications used in medical diagnostics, environmental control and pharmaceutical and food industries. It presents an invaluable addition for those in both academia and industry.

- Full colour throughout
- Brings together the latest concepts in the vibrant areas of biosensors and biochips that will lead to improvements in medical diagnostics, genomic and proteomic research, and environmental applications
- Fills the need in this rapidly growing field for an up-to-date reference



PRINT

Hardback • Two volumes • 1600 pages
October 2007 • ISBN: 978-0-470-01905-4

SPECIAL INTRODUCTORY PRICE

£375 / €579 / \$675

Valid until 31st January 2008

Thereafter list price: £430 / €669 / \$775

www.wiley.com/go/biosensors



ONLINE

ISBN 978-0-470-06156-5 • December 2007

www.mrw.interscience.wiley.com

HOW TO ORDER

**EUROPE, MIDDLE EAST,
ASIA & AFRICA**

John Wiley & Sons Ltd
Tel: +44 (0)1243 843294
Fax: +44 (0)1243 843296
E-mail: cs-books@wiley.co.uk
www.wiley.com

**NORTH, CENTRAL & SOUTH
AMERICA**

John Wiley & Sons Inc
Tel: 877 762 2974
Fax: 800 597 3299
E-mail: custserv@wiley.com
www.wiley.com

**GERMANY, SWITZERLAND &
AUSTRIA**

Wiley-VCH
Tel: +49 6201 606 400
Fax: +49 6201 606 184
E-mail: service@wiley-vch.de
www.wiley-vch.de

All books are available from your bookseller.
Prices subject to change.
Postage and handling additional.

