

**VOLATILE ORGANIC COMPOUNDS IN THE  
BIOSPHERE-ATMOSPHERE SYSTEM (VOCBAS)**

Standing Committee for Life,  
Earth and Environmental Sciences (LESC)



---

The European Science Foundation (ESF) was established in 1974 to create a common European platform for cross-border cooperation in all aspects of scientific research.

With its emphasis on a multidisciplinary and pan-European approach, the Foundation provides the leadership necessary to open new frontiers in European science.

Its activities include providing science policy advice (Science Strategy); stimulating co-operation between researchers and organisations to explore new directions (Science Synergy); and the administration of externally funded programmes (Science Management). These take place in the following areas: Physical and engineering sciences; Medical sciences; Life, earth and environmental sciences; Humanities; Social sciences; Polar; Marine; Space; Radio astronomy frequencies; Nuclear physics.

Headquartered in Strasbourg with offices in Brussels, the ESF's membership comprises 75 national funding agencies, research performing agencies and academies from 30 European countries.

The Foundation's independence allows the ESF to objectively represent the priorities of all these members.

Cover pictures (left):

VOCs mediate plant-herbivore interactions and induced VOCs may attract herbivore enemies. Poplar leaves infested by *Chrysomela populi*. Photo courtesy of Marco Prestininzi, University of Tuscia, Viterbo, Italy

VOCs are important components in biosphere-atmosphere interactions and contribute to the chemical weather, especially near megacities. A tower to measure VOC fluxes at the ACCENT-VOCBAS field campaign in Castelporziano, Roma. Photo: Francesco Loreto, CNR-IBAF, Roma, Italy

Cover pictures (right):

Flowers and leaves are both strong sources of VOCs. These compounds are used to communicate with other organisms and to defend leaves against biotic and abiotic stress.

# Introduction

Plants and animals emit VOCs (isoprenoids, and oxygenated compounds, Figure 1) and the release of these gaseous compounds affects the chemical and physical properties of the atmosphere. In the presence of NO<sub>x</sub>, produced by fossil fuel combustion and natural processes, biogenic VOCs react in the atmosphere to form tropospheric ozone, an important pollutant. These reactions may also cause a decrease in the concentrations of the hydroxyl radical (OH) and so lead to the accumulation of methane and other greenhouse gases. A further consequence of these reactions is the formation of secondary organic aerosol particles, especially PM<sub>10</sub>, in the atmosphere, which has known adverse effects on human health. VOC emissions take place on the continental scale and can therefore play a role in atmospheric chemistry even in remote areas.

The emissions of VOCs by plants are several orders of magnitude higher than by animals and account for a relevant amount of carbon fixed by photosynthesis, especially under stress conditions. From a plant biology standpoint, VOC emissions therefore may substantially reduce the amount of carbon fixed by vegetation and may consequently strongly affect plant physiology and productivity. Why plants give away such a relevant amount of resources is still a matter of debate.

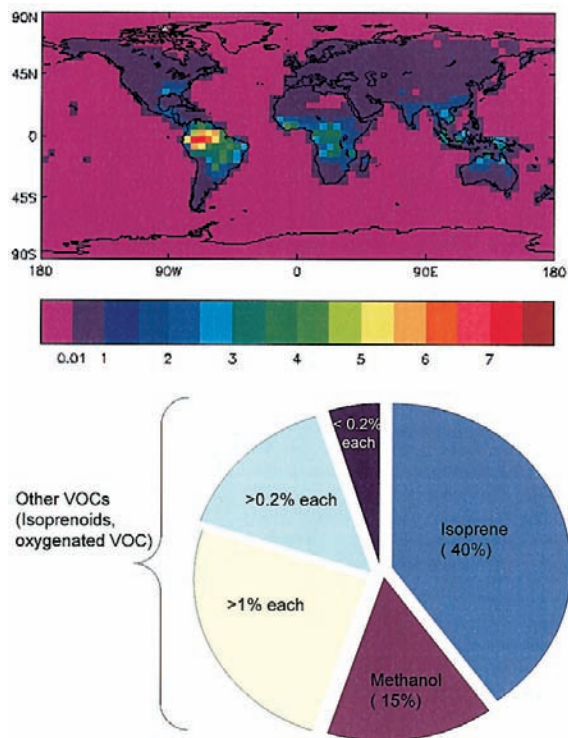
When VOCs accumulate in specialised organs of leaves, stems or trunks, they are massively released after wounding. These emissions are thought to act as a powerful deterrent against pathogens and herbivores, and to contribute to wound sealing. VOCs emitted by flowers, on the other hand, attract pollinators and are important in cross-fertilization. More studies are needed to understand the role of VOCs in tritrophic relationships and in possible plant-plant communications. VOCs may also be involved in protection against environmental stresses since experiments have recently shown that VOC-emitting plants are less damaged by ozone and elevated temperature. The mechanism by which this protection occurs is still unknown.

The interactions between the biosphere and the atmosphere mediated by the production and emission of reactive trace gases are a crucial and central component of the study of Earth system and life science. Their importance to the structure and functioning of terrestrial ecosystems and to chemical weather of Earth is only now beginning to be appreciated, and there is wide acknowledgement that these are areas needing concerted scientific effort on a large scale.

The VOCBAS programme will implement, support, and coordinate a series of research activities involving atmospheric chemists, plant biologists, pathologists, entomologists, agronomists and foresters, to determine how biogenic volatile organic compound (VOC) emissions affect the relationship between the biosphere and the atmosphere.

Figure 1. Estimated global production of Biogenic VOC (upper panel) and of the relative abundance of chemical species emitted (pie graph). Note the estimated large emission by tropical forests and the predominant contribution of isoprene to biogenic VOC emissions.

Data from A. Guenther available at [www.atm.helsinki.fi/ILEAPS/presentations/talks/Alex\\_Guenther.ppt](http://www.atm.helsinki.fi/ILEAPS/presentations/talks/Alex_Guenther.ppt)



The running period of the ESF VOCBAS Research Networking Programme is for five years from March 2004 to March 2009.

# Scope

---

Biogenic VOCs impact on two very important fields: plant protection against biotic and abiotic stresses, and air pollution and climate change. VOCBAS implements, supports, and coordinates a series of research activities involving atmospheric chemists, plant biologists, pathologists, entomologists, agronomists and foresters, to determine how biogenic VOC emissions affect the relationship between the biosphere and the atmosphere.

VOCBAS brings together this scientific community who carries out internationally recognised research into the production and emissions of VOCs by plants in the context of global change and ecosystems from a wide range of disciplines. The programme spans plant processes, genetics, and ecosystem functioning, environmental controls on VOC emission fluxes, flux measurements and modelling on the leaf, canopy, ecosystem and regional scales, and the emission of these compounds into the atmosphere.

VOCBAS addresses the European Research Area (ERA) priority 1.6.3 “Global change and ecosystems” reducing the considerable fragmentation that exists at present in this multi-disciplinary field of research, and will spread excellence through and beyond the programme. Throughout the programme VOCBAS acts a catalyst of biological research about VOCs, and as the biological interface with programmes specifically addressing VOC impact on the chemistry and physics of the atmosphere (e.g. the EC-NoE ACCENT, and the land-atmosphere core project of the International Geosphere-Biosphere Programme iLEAPS).

VOCBAS will establish European research at the forefront of this area of international importance and will foster pan-European research leading to a better understanding of how biogenic VOC emissions affect the present and future relationship between the biosphere and the atmosphere.

# Scientific Objectives

The following five specific research areas have been identified, and within each area specific scientific objectives will be pursued during the programme:

## 1) VOCs and the chemical and physical properties of atmosphere

VOCs are formed and emitted by plants at an estimated 1.1-1.5 Pg C per year on the global scale (Figure 1). Although this emission accounts for approximately 2% of the total C-exchange of 69 Pg between the biota and the atmosphere, it has not been considered in global C cycling so far. Forests emit a wide range of VOCs, mainly isoprenoids. Biogenic VOC emission rates can have both direct and indirect effects on the carbon cycle. Direct effects are caused by the emission of assimilated carbon by plants in the form of these organic compounds. Indirect effects occur because these compounds play a role in the oxidative chemistry of the lower atmosphere.

Biogenic VOCs rapidly react with anthropogenic and natural compounds (mainly NO<sub>x</sub>) leading to high ozone episodes and photochemical smog, particularly during periods of high radiation and temperature at low wind speeds, when biogenic VOC emissions are usually high (Figure 2). Moreover, by altering the concentrations of the hydroxyl radical in the atmosphere, VOCs may subsequently alter the lifetime of radiatively active trace gases, including methane, in the atmosphere. The interaction between anthropogenic and biogenic chemical species present in the atmosphere and the consequent formation of ozone and photochemical smog have now been demonstrated in several case-studies in the USA.

The recent discovery that VOCs can also contribute to particle formation has further contributed to strengthening the interest in VOC study. In Europe, these findings have fostered studies on VOC emissions by natural vegetation over the Mediterranean area and from boreal forests, as well as on the control of environmental factors over biogenic emissions. These studies demonstrated that *European vegetation is rich in species emitting VOCs and that the range of VOCs emitted is far greater than in some other areas of the world.* Therefore, plant species specific changes in VOC emission triggered by a changed environment strongly affect emission quality and emission source strength in Europe with so far unknown consequences for C-cycling and air chemistry.

Figure 2. VOCs in the biosphere-atmosphere system. Biogenic, highly reactive VOCs scavenge ubiquitous hydroxyl radical and in presence of anthropogenic pollutants are involved in the mechanisms of formation of tropospheric ozone

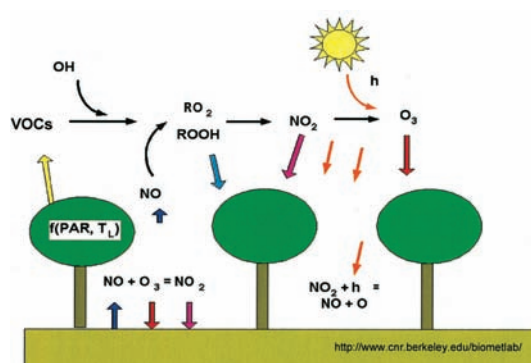


Figure 3. Biogenic VOCs in plant-host interactions. Feeding damage by herbivores increase isoprenoid emissions from plants. In this case Diamondback Moth feeding on oil seed rape leaf induces de novo synthesis of VOCs and elicits emission of constitutive and induced VOCs.

Photo courtesy of J. Holopainen



# Scientific Objectives

## 2) VOCs in biotic stress interactions

During the process of evolution other organisms have 'learned' to use the chemical cues released by plants. Multitrophic interactions between plants (first trophic level), herbivorous arthropods (second trophic level) and their parasitoids and predators (third trophic level) are mediated by VOCs formed in damaged host plants and/or induced by elicitors that are present in regurgitants of herbivorous insects (Figure 3).

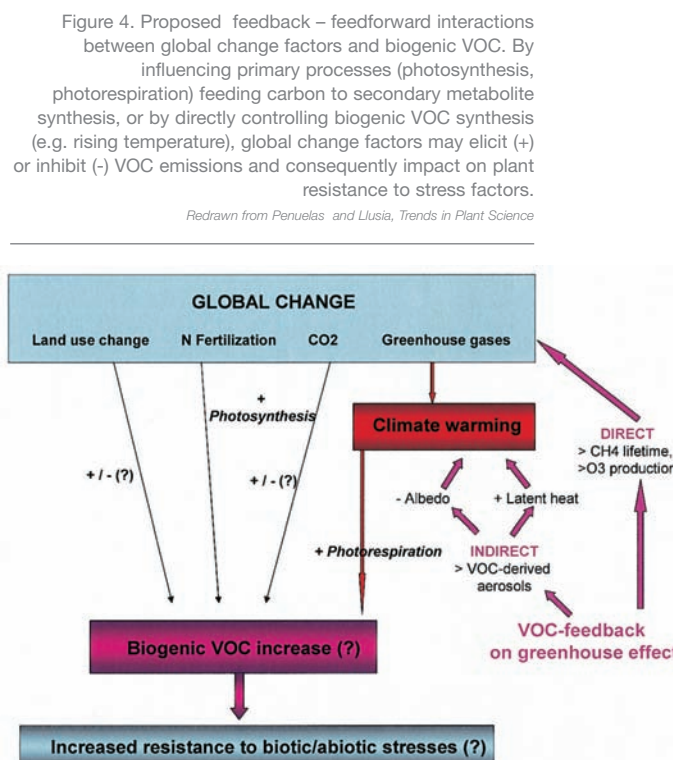
It has long been known that plants that store isoprenoids accumulate these substances in a variety of ducts, glands and cavities, and that the synthesis itself occurs in the cells lining these specialised structures. These VOCs, in particular, are believed to serve defence purposes against insects, fungi, herbivores, other plants and, when volatilised, are signals for pollinators, can mediate tritrophic interactions, and act as signals for conspecific herbivores.

Their synthesis is generally constitutive, but it may also be induced by herbivores or pathogen attacks. The synthesis may initiate at different times after the attack, denoting a different role for monoterpenes, sesquiterpenes and diterpenes. The aerial information network between different trophic levels is complicated and only few interactions, like the one above mentioned, have been exemplified at the moment. *How and to which extent these actions are exerted, is therefore largely unknown.* To get a functional and mechanistic understanding of food webs and their information web, simple natural, forest or agricultural systems with few interactions should be studied. It is known that environmental (light, temperature, water and nutrient stresses, mechanical stresses, seasonality, see following section) factors strongly control VOC emission rates from plants. A few reports suggest that elevated CO<sub>2</sub>, ozone and UV-B could severely disturb VOC-based multitrophic communication. When these systems are artificially exposed to environmental stress factors, *better estimates of global change on ecosystem vulnerability can be assessed.*

## 3) VOCs in the plant-environment interaction

The control of VOC emissions by the main environmental factors has been investigated in great detail because of its importance in current and future biosphere-atmosphere interactions. Parameterisation on the basis of VOC dependence on a few environmental variables has provided good estimates of the actual emission rates of biogenic VOCs. However, such modelling is now under scrutiny as it provides inaccurate estimates of VOC emissions in several environmental conditions, such as under future levels of CO<sub>2</sub>, eutrophication, and atmospheric pollutants, and for compounds other than isoprene. Numerous studies have been and are now addressing the effects of environmental changes driven by global warming and CO<sub>2</sub> rise on VOCs (Figure 4).

In southern Europe drought and increasing temperature seem to further affect VOC emissions possibly concurring to enhance load of hydrocarbons in the atmosphere. The often controversial results of preliminary research underline the necessity of further investigations centred on key plant species of European ecosystems. Such studies are necessary for providing realistic emission inventories under future climate conditions leading to a sound basis for estimating carbon exchange processes between biosphere and atmosphere.



The study of VOC-dependence on environmental factors has given insights about the yet unknown function(s) of these compounds. It has been demonstrated that certain volatile isoprenoids protect leaves against thermal stresses and ozone damage. The mechanism by which this protective action occurs is unclear and needs further research.

Presently, the most likely explanations are that isoprenoids embedded in the organelle membranes prevent membrane lipid denaturation following oxidative stress, or that isoprenoid reactions with active oxygen species and toxic by-products formed in the gaseous environment of the leaves quenches their level and indirectly decreases the oxidative pressure over sensitive organelles.

#### 4) VOC biosynthesis

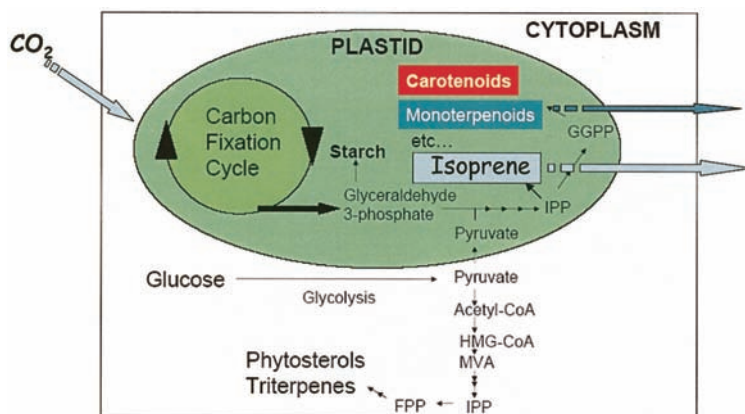
Early studies on the environmental control on isoprenoid emission, and on the labelling of isoprenoid molecules by <sup>13</sup>C indicated that most of the isoprenoids emitted are formed directly from carbon recently fixed by photosynthesis, probably inside the chloroplasts and are not stored in specialised structures. Isoprene-synthase, the enzyme catalysing the last step in isoprene formation from its immediate precursor, dimethyl-allyl diphosphate (DMADP) has been found in the chloroplasts of isoprene-emitting plants and recently the isoprene synthase gene was cloned from poplar. The deduced amino acid sequence showed about 49% identity to monoterpene synthases of dicots.

Recently, a pathway leading to isoprenoid synthesis from photosynthesis intermediates has been demonstrated in bacteria and plants. This chloroplastic pathway (also named 2-methyl-erythritol 4-phosphate = MEP pathway from its first committed intermediate), requiring photosynthetic intermediates, is active in all of those species that emit isoprenoids without storing them in specialised structures, but recent studies demonstrate that it is also present in pine and in plants that do not emit isoprenoids. This pathway is likely responsible for the synthesis of most of the volatile isoprenoids (isoprene, monoterpenes, and some sesquiterpenes) as well as of higher isoprenoids, such as the carotenoids, located and having a functional role in chloroplasts (Figure 5).

Apparently, a relatively small number of isoprenoid synthases, with very similar chemical properties and structures, can catalyse the synthesis of many isoprenoids which are produced by redox modification of the parent skeleton. This finding has received confirmation by molecular cloning of isoprenoid synthase genes. cDNA cloning proved

that isoprenoid synthases form multiple products in a very conservative ratio. Subdivision of isoprenoid synthases in families on the basis of amino acids sequences has also led to the observation that functional diversity may be evolved with few changes in enzyme structures. Isoprenoid biosynthetic genes are ideal tools not only to unravel the mechanisms of formations of these isoprenoids, but also to improve our understanding about their functions. Macro and micro array techniques may be used for identification of genes involved in processes related to plant-pathogen and plant-herbivore interactions. In addition, identified mutants or transformants with altered levels of individual isoprenoids or ratio between isoprenoids, or defective for isoprenoid synthesis, can be employed to rigorously test isoprenoid protective functions against abiotic stresses.

Figure 5. The chloroplastic and cytosolic pathways of isoprenoid formation in plants. Emitted isoprenoids mainly come from the chloroplastic pathway. The two pathways share and potentially compete for metabolites. However cooperation/competition in biosynthesis of chloroplastic vs extrachloroplastic isoprenoids is unknown and needs to be studied. Redrawn from W. Gruissem, <http://www.pb.ipw.biol.ethz.ch>




# Scientific Objectives

## 5) VOC modelling

Until now the emission of biogenic VOCs has been parameterised on the basis of their dependence on a few environmental variables. This approach yielded an empirical model that proved its usefulness in modelling exercises and provided good estimates of the global emission levels of the most important VOCs, with emphasis on isoprene. However, as also shown by the strong seasonality of the emission (Figure 6), it is necessary to integrate measurements at larger temporal and spatial scales to improve estimation and modelling of VOCs and to accurately predict biogenic VOC load in the atmosphere as a consequence of global change factors. On the other hand, by studying the molecular and biochemical basis of isoprenoid synthesis, it is now possible to provide the background to *generate detailed mechanistic predictions of isoprenoid emissions currently and in response to future climate changes*. It is now clear that both physiological and physico-chemical factors may limit and control the emission of different VOCs and our knowledge about such a regulation needs to be further expanded. The recently described biochemical-based BIM (biochemical isoprene emission model) and the phenological-based model SIM (seasonal isoprene synthase model) can be used as a basis for further developments.

Figure 6. Biogenic VOC emission algorithms. Emissions of isoprenoids are estimated by algorithms on the basis of isoprenoid light- (CT) and temperature (CL)-dependence (Guenther algorithm). However, physiological factors (age, seasonality) that strongly influence the emissions are not taken into account and may significantly impair predictions. The basal emission (EB) of holm oak leaves changes dramatically over the two-year life of the leaves. A better understanding of isoprenoid synthesis makes increasingly available data to build process-based algorithms.

*Unpublished data by F. Loreto.*





# Programme Activities

---

**VOCBAS will run for five years (2004-2009). During this time the programme has and still will:**

- coordinate and integrate studies carried out by European laboratories on the ecological role of biogenic VOCs and their fate in the atmosphere, and
- support collaborative research projects between laboratories and scientific programmes working on the biosynthesis, ecology, chemistry and modelling of biogenic VOCs.

**These objectives have been pursued by carrying out the following activities:**

- 1) Training (courses, short visit grants and exchange grants)
- 2) Workshop and conference organisation, and support to conference participation
- 3) Communication and interactions with other programmes

In the period 2004 to mid 2007 VOCBAS has supported 34 short visits and 16 exchange grants.

VOCBAS is one of the scientific programmes contributing to the International Geosphere Biosphere Programme, (core project iLEAPS), and has strong ties with European Network of Excellence on Atmospheric Chemistry (ACCENT) and with the European Marie Curie Network ISONET.

**So far VOCBAS has sponsored or co-sponsored the following events:**

- Summer School "Biogenic Volatile Organic Compounds in the Plant-Environment Interaction" (Pieve Tesino, Italy, 2004)
- Gordon Research Conference "Biogenic Hydrocarbon & the Atmosphere" (Il Ciocco, Italy, 2004)
- Symposium "Plant Terpenoids and the Environment" at the XVII International Botanical Congress (Vienna, Austria, 2005)
- Symposium "Land-atmosphere biogeochemical cycles" at the IGAC/CACGP/WMO Conference "Atmospheric Chemistry at the Interfaces" (Cape Town, South Africa, 2006)
- Short Course "Stable Isotopes, Plant VOCs and Secondary Organic Aerosols in Biosphere-Atmosphere Carbon Exchange" (Kuopio, Finland, 2006)
- Gordon Research Conference "Biogenic Hydrocarbon & the Atmosphere" (Ventura, USA, 2007)

More information is available at:  
[www.esf.org/vocbas](http://www.esf.org/vocbas)

# Funding

---

ESF Research Networking Programmes are principally funded by the Foundation's Member Organisations on an à la carte basis. VOCBAS is supported by:

- Fonds zur Förderung der Wissenschaftlichen Forschung (FWF)  
*Austrian Science Fund, Austria*
- Fonds voor Wetenschappelijk Onderzoek (FWO)  
*Research Foundation Flanders – Flanders, Belgium*
- Akademie věd České republiky (AVČR)  
*Academy of Sciences of the Czech Republic, Czech Republic*
- Grantová agentura České republiky (GAČR)  
*Czech Science Foundation, Czech Republic*
- Eesti Teadusfond (ETF)  
*Estonian Science Foundation, Estonia*
- Suomen Akatemia/Finlands Akademi  
*Academy of Finland, Finland*
- Centre National de la Recherche Scientifique (CNRS)  
*National Centre for Scientific Research, France*
- Helmholtz-Gemeinschaft Deutscher Forschungszentren (HGF)  
*Helmholtz Association of German Research Centres, Germany*
- Consiglio Nazionale delle Ricerche (CNR)  
*National Research Council, Italy*
- Nederlandse Organisatie voor Wetenschappelijk Onderzoek (NWO)  
*Netherlands Organisation for Scientific Research, Netherlands*
- Consejo Superior de Investigaciones Científicas (CSIC)  
*Council for Scientific Research, Spain*
- Ministerio de Educación y Ciencia (MEC)  
*Ministry of Education and Science, Spain*
- Forskningsrådet för miljö, areella näringar och samhällsbyggande (FORMAS)  
*Swedish Council for Environment, Agricultural Sciences and Spatial Planning, Sweden*
- Schweizerischer Nationalfonds (SNF)  
*Swiss National Science Foundation, Switzerland*
- Natural Environment Research Council, United Kingdom.

# VOCBAS Steering Committee

---

**Dr. Francesco Loreto (Chair)**

Istituto di Biologia Agroambientale  
e Forestale (IBAF)  
Consiglio Nazionale delle  
Ricerche (CNR)  
Area della Ricerca del CNR  
Via Salaria Km. 29.300  
00016 Monterotondo Scalo (Roma)  
Italy  
Tel: +39 06 906 72530  
Fax: +39 06 906 4492  
Email: francesco.loreto@ibaf.cnr.it

**Dr. Almut Arneith**

Department of Physical Geography  
and Ecosystem Analysis  
Lund University  
Sölvegatan 12  
22362 Lund  
Sweden  
Tel: +46 46 2224082  
Fax: +46 46 2220321  
Email: almut.arneth@nateko.lu.se

**Dr. Alain Clappier**

Laboratoire de Pollution  
Atmosphérique et du Sol (LPAS)  
Faculté de l'Environnement Naturel,  
Architectural et Construit (ENAC)  
Ecole Polytechnique Fédérale de  
Lausanne (EPFL)  
Bâtiment de Chimie, CH-H5  
1015 Lausanne  
Switzerland  
Tel: +41 21 693 61 60  
Fax: +41 21 693 51 45  
Email: alain.clappier@epfl.ch

**Professor Marcel Dicke**

Laboratory of Entomology  
Wageningen University  
Postbus 8031  
Binnenhaven 7  
6700 EH Wageningen  
Netherlands  
Tel: +31 317 484 311  
Fax: +31 317 484 821  
Email: marcel.dicke@wur.nl

**Dr. Jana Hajslova**

Department of Food Chemistry  
and Analysis  
Institute of Chemical Technology  
Faculty of Food and  
Biochemical Technology  
Technická 5  
166 28 Prague 6  
Czech Republic  
Tel: +420 224314096  
Fax: +420 220443185  
Email: Jana.Hajslova@vscht.cz

**Professor Nick Hewitt**

Department of Environmental Science  
Lancaster University  
Lancaster LA1 4YQ  
United Kingdom  
Tel: +44 1524 593 931  
Fax: +44 1524 593 985  
Email: n.hewitt@lancaster.ac.uk

**Dr. Jarmo Holopainen**

Department of Ecology and  
Environmental Science  
University of Kuopio  
PO Box 1627  
70211 Kuopio  
Finland  
Tel: +358 17 163 203  
Fax: +358 17 163 191  
Email: Jarmo.Holopainen@uku.fi

**Professor Ivan Janssens**

Department of Biology  
University of Antwerpen  
Universiteitsplein 1  
2610 Wilrijk  
Belgium  
Tel: +32 3 820 22 55  
Fax: +32 3 820 22 71  
Email: ivan.janssens@ua.ac.be

**Dr. Ülo Niinemets**

Institute of Molecular Cell Biology  
University of Tartu  
Riia 23  
51011 Tartu  
Estonia  
Tel: +372 736 6021  
Fax: +372 736 6021  
Email: ylo@zbi.ee

**Professor Josep Peñuelas**

Unitat Ecofisiologia  
CSIC-CEAB-CREAF  
Campus Universitat Autònoma  
de Barcelona  
Edifici C  
08193 Bellaterra  
Spain  
Tel: +34 93 581 2199  
Fax: +34 93 581 4151  
Email: josep.penuelas@uab.es

**Dr. Hans Puxbaum**

Institute for Chemical Technologies  
and Analytics  
Vienna University of Technology  
Getreidemarkt 9/164/AC  
1060 Wien  
Austria  
Tel: +43 1 58801 15170  
Fax: +43 1 58801 151 99  
Email: h.puxbaum@tuwien.ac.at

**Professor Ulrich Schurr**

Institute Phytosphere  
Forschungszentrum Jülich  
52425 Jülich  
Germany  
Tel: +49 2461 613073  
Fax: +49 2461 612492  
Email: u.schurr@fz-juelich.de

**Dr. Michael Staudt**

Centre National de la Recherche  
Scientifique  
Centre d'Ecologie Fonctionnelle et  
Evolutive  
1919 route de Mende  
34293 Montpellier cedex 5  
France  
Tel: +33 (0)4 67 61 32 72  
Fax: +33 (0)4 67 41 21 38  
Email: michael.staudt@cefe.cnrs.fr

---

**ESF Liaison****Dr. Didier Hauglustaine**

*Science*

**Ms. Ellen Degott-Rekowski**

*Administration*

Life, Earth and Environmental  
Sciences Unit (LESC)  
European Science Foundation  
1 quai Lezay-Marnésia  
BP 90015  
67080 Strasbourg cedex  
France  
Tel: +33 (0)3 88 76 71 06  
Fax: +33 (0)3 88 37 05 32  
Email: vocbas@esf.org

For the latest information on this  
Research Networking Programme  
consult the VOCBAS website:  
[www.esf.org/vocbas](http://www.esf.org/vocbas)

